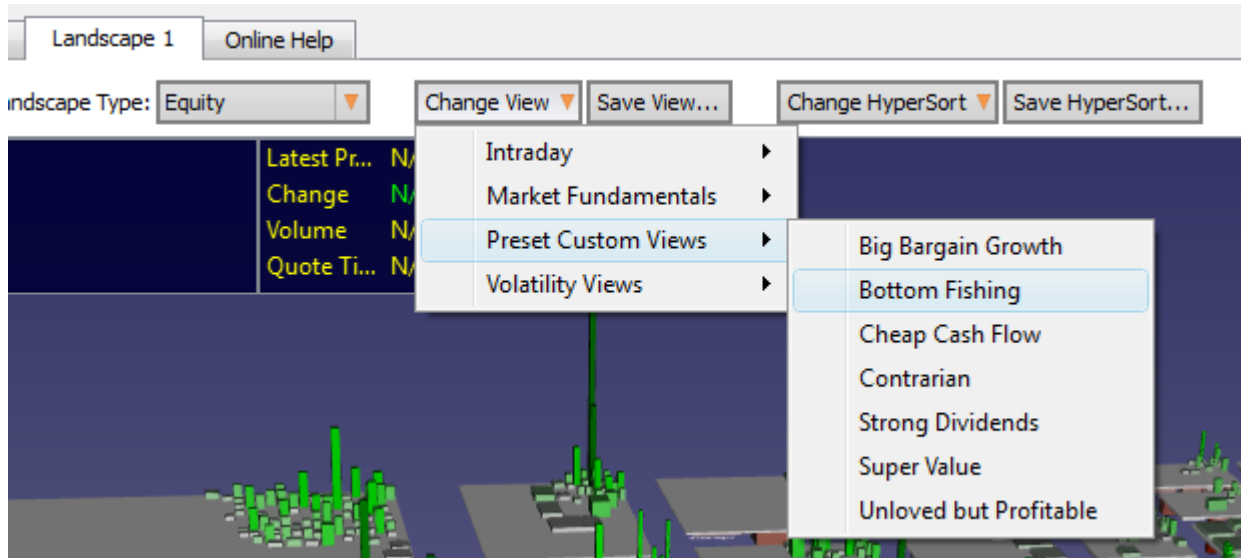


## Sample Work Flow: Introduction to Views and Metrics

**Objective:** Apply a Preset Custom View and find the stocks with highest correlation to its metric(s).

Select the **Bottom Fishing** View by clicking %Change View+[Preset Custom Views]



The landscape will repopulate with the **Bottom Fishing View**. [Note: **Bottom Fishing View** incorporates the **Bottom Fishing Custom Metric**]

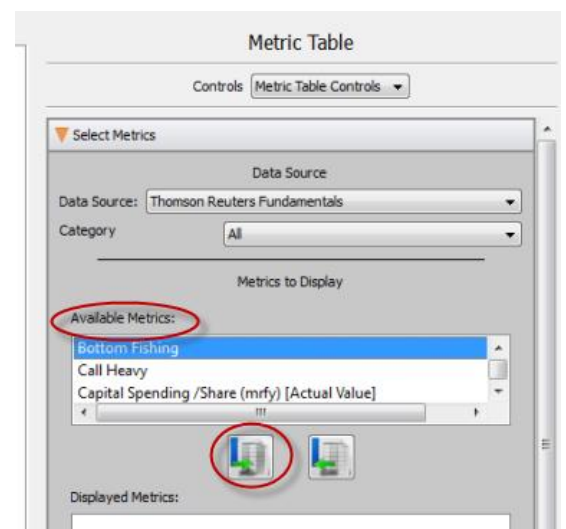
Select a stock (Exxon). Notice that the Bottom Fishing Metric is now determining Color and Sort (size) and that Height is determined by Market Cap..



The values for custom metrics, such as Bottom Fishing are actually rankings on a scale from 1-1000. You can see that Exxon ranks fairly well against our metric.

Now, let's find the top ten using our **Metric Table**.

Select the **Metric Table** tab at top of landscape. On the right we will locate the Bottom Fishing **Metric** from our Available Metrics and click the green arrow tool to add it to our **Metric Table**.



Once selected, it appears as a new column in the **Metric Table**.

	Sector	Issue Name	Ticker	Bottom Fishing
7097	Integrated Oil & Gas	Exxon Mobil Corporation	XOM	742.262

Click on the heading to sort all of the issues by their Bottom Fishing rank. Click once for ascending, then again for descending so the top picks will appear at the top. **[hint: you may need to scroll up]**

Then select the top ten and add them to a **Watch List**.

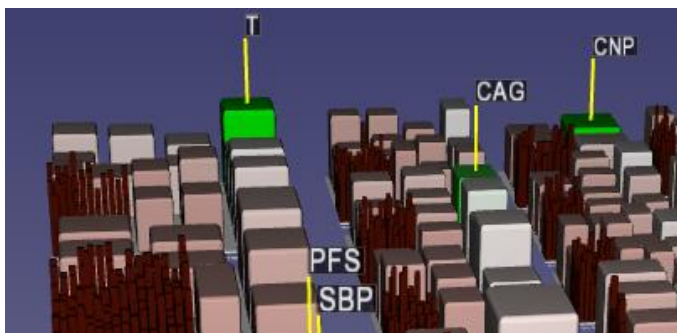


Click on column headings to sort ascending/descending

	Sector	Issue Name	Ticker	Bottom Fishing
1	Banks	Provident Financial Services, Inc.	PFS	845.285
2	Integrated Telecommunicatio...	AT&T Inc.	T	824.559
3	Utilities - Multiline	CenterPoint Energy, Inc.	CNP	814.606
4	Oil & Gas Refining & Marketing	United Fuel & Energy Corporation	UFEN	798.169
5	Industrial Machinery & Equip...	Standex Int'l Corp.	SXI	793.278
6	Steel	National Steel Corp.	NSTLQ	788.384
7	Food Processing	Conagra Foods, Inc.	CAG	785.619
8	Food Distribution & Convenie...	Spartan Stores, Inc.	SPTN	778.726
9	Marine Transportation	Tsakos Energy Navigation Ltd.	TNP	769.318
10	Banks	Santander BanCorp	SBP	767.901

You can choose an existing Watch List or create a new one.

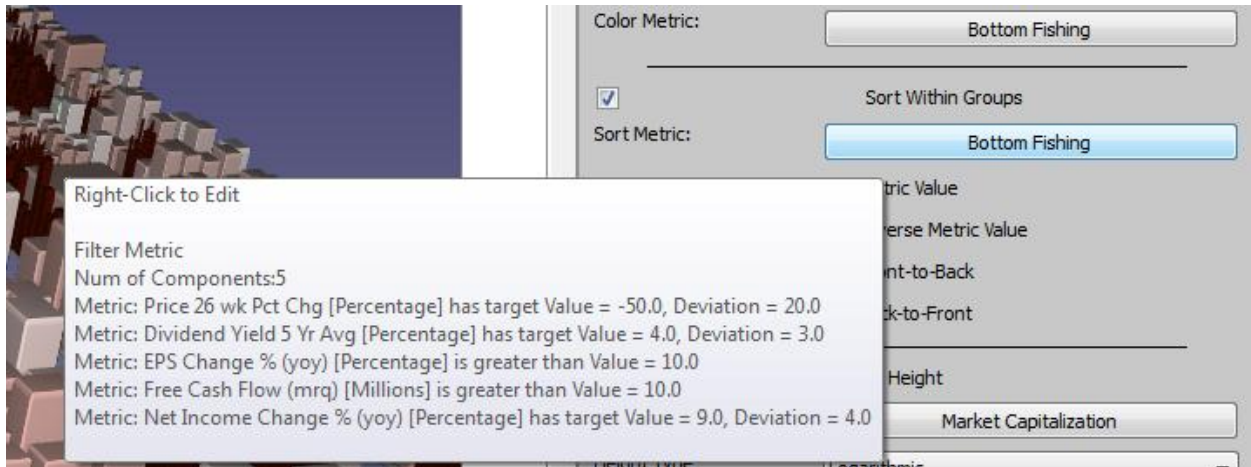
Now click on the **Landscape** tab and you will see ticker tags for the 10 selected stocks and your Watch List will appear in the **Watch Lists** pane, lower right of your screen.



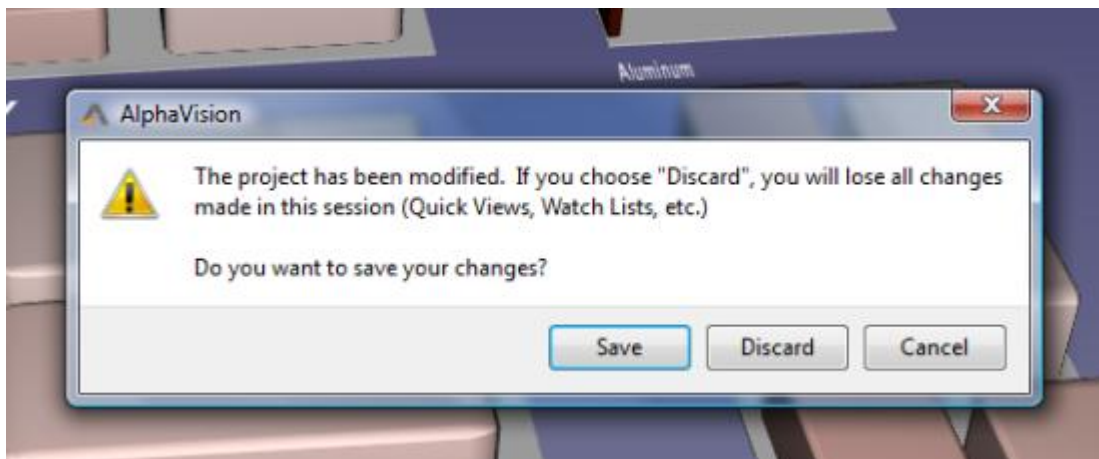
Watch Lists	
Issue Name	Ticker Symbol
<input checked="" type="checkbox"/> TopTenBottomFishing	
<input checked="" type="checkbox"/> Provident Finan...	PFS
<input checked="" type="checkbox"/> AT&T Inc.	T
<input checked="" type="checkbox"/> H.J. Heinz Com...	HNZ
<input checked="" type="checkbox"/> Spartan Stores, I...	SPTN

You can further refine your search, by editing custom metrics. As you can see Bottom Fishing has 5 components with specific target values and deviations.

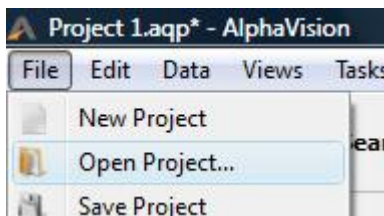
By hovering over a custom metric, you can see its components. Right click on any custom metric to edit it.



**Finally**, it is important to save your work. When you close AlphaVision<sup>®</sup>, you will be prompted with this dialogue box:



Simply choose Save and navigate to your desired folder. You can open the file to launch AlphaVision<sup>®</sup>, or launch AlphaVision<sup>®</sup> and open the file using File + Open Project..



**Summary:** AlphaVision<sup>®</sup> Preset Custom Views are an easy way to start looking at the market your way.